

Statement of Votes Cast
 May 8, 2018
 Primary Election
 OFFICIAL CANVASS
 Holmes County 98th Dist Recount Official




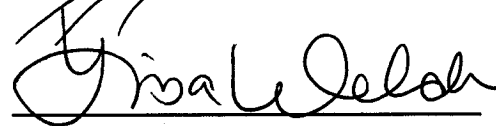


Date: 6/4/2018
 Time: 11:17:27 AM

| | Turnout | | | | REP State Rep 98 (REPUBLICAN PARTY) | | | | | | | | | | | |
|---------------------------|--------------|--------------|---------------|----------|--|-------------|------------------|-------------------|--------------------|----------------------|-------------------|--|--|--|--|--|
| | Reg. Voters | Ballots Cast | % Turnout | Blank | Reg. Voters | Total Votes | Mark D. Behrendt | Shane N. Gunnoe | Larry V. Hawthorne | Brett Hudson Hillyer | Greg Ress | | | | | |
| Jursidiction Wide | | | | | | | | | | | | | | | | |
| AAA BERLIN NORTH | 867 | 96 | 11.07% | 0 | 867 | 75 | 3 4.00% | 11 14.67% | 3 4.00% | 21 28.00% | 37 49.33% | | | | | |
| AAB BERLIN SOUTH | 768 | 81 | 10.55% | 0 | 768 | 62 | 4 6.45% | 13 20.97% | 2 3.23% | 15 24.19% | 28 45.16% | | | | | |
| AAC CLARK TOWNSHIP | 1068 | 49 | 4.59% | 0 | 1068 | 34 | 3 8.82% | 6 17.65% | 4 11.76% | 8 23.53% | 13 38.24% | | | | | |
| AAD HARDY TOWNSHIP | 1309 | 213 | 16.27% | 0 | - | - | - - | - - | - - | - - | - - | | | | | |
| AAF MILLERSBURG EAST | 1276 | 231 | 18.10% | 0 | - | - | - - | - - | - - | - - | - - | | | | | |
| AAH MILLERSBURG WEST | 684 | 77 | 11.26% | 0 | - | - | - - | - - | - - | - - | - - | | | | | |
| AAR PRAIRIE TOWNSHIP | 1140 | 146 | 12.81% | 0 | - | - | - - | - - | - - | - - | - - | | | | | |
| AAJ KILLBUCK TOWNSHIP | 1188 | 200 | 16.84% | 0 | 1188 | 124 | 8 6.45% | 23 18.55% | 11 8.87% | 62 50.00% | 20 16.13% | | | | | |
| AAL KNOX TOWNSHIP | 734 | 159 | 21.66% | 0 | 711 | 93 | 5 5.38% | 11 11.83% | 17 18.28% | 38 40.86% | 22 23.66% | | | | | |
| AAM MECHANIC TOWNSHIP | 1349 | 193 | 14.31% | 0 | 1349 | 115 | 7 6.09% | 30 26.09% | 18 15.65% | 36 31.30% | 24 20.87% | | | | | |
| AAO MONROE TOWNSHIP | 960 | 196 | 20.42% | 0 | 960 | 130 | 6 4.62% | 21 16.15% | 11 8.46% | 67 51.54% | 25 19.23% | | | | | |
| AAP PAINT TOWNSHIP | 1359 | 78 | 5.74% | 0 | 1359 | 62 | 5 8.06% | 7 11.29% | 3 4.84% | 26 41.94% | 21 33.87% | | | | | |
| AAT RICHLAND TOWNSHIP | 622 | 119 | 19.13% | 0 | 622 | 71 | 4 5.63% | 11 15.49% | 16 22.54% | 29 40.85% | 11 15.49% | | | | | |
| AAU RIPLEY TOWNSHIP | 1105 | 216 | 19.55% | 0 | - | - | - - | - - | - - | - - | - - | | | | | |
| AAW SALTCREEK TOWNSHIP | 1217 | 66 | 5.42% | 0 | 1217 | 50 | 4 8.00% | 7 14.00% | 5 10.00% | 17 34.00% | 17 34.00% | | | | | |
| AAX WALNUT CREEK TOWNSHIP | 1262 | 167 | 13.23% | 0 | 1262 | 130 | 30 23.08% | 25 19.23% | 5 3.85% | 20 15.38% | 50 38.46% | | | | | |
| AAY WASHINGTON TOWNSHIP | 1054 | 203 | 19.26% | 0 | - | - | - - | - - | - - | - - | - - | | | | | |
| Total | 17962 | 2490 | 13.86% | 0 | 11371 | 946 | 79 8.35% | 165 17.44% | 95 10.04% | 339 35.84% | 268 28.33% | | | | | |

6/4/2018 10:48 AM

| | BERLIN NORTH | | | | | |
|-------------------------------------|--------------|----------|-----------|----------|----------|-----------|
| REP State Rep 98 (REPUBLICAN PARTY) | ABS OVI | ABS OS | POL LOC | late ABS | PROV | TOTAL |
| Mark D. Behrendt | 0 | 0 | 3 | 0 | 0 | 3 |
| Shane N. Gunnoe | 1 | 2 | 8 | 0 | 0 | 11 |
| Larry V. Hawthorne | 1 | 0 | 2 | 0 | 0 | 3 |
| Brett Hudson Hillyer | 0 | 0 | 21 | 0 | 0 | 21 |
| Greg Ress | 7 | 0 | 30 | 0 | 0 | 37 |
| Blank | 0 | 1 | 11 | 0 | 0 | 12 |
| Overvote | 0 | 0 | 0 | 0 | 0 | 0 |
| Total (Cards Cast) | 9 | 3 | 75 | 0 | 0 | 87 |

Board of Elections Counters



6/4/2018 10:48 AM

| | BERLIN SOUTH | | | | | |
|-------------------------------------|--------------|----------|-----------|----------|----------|-----------|
| REP State Rep 98 (REPUBLICAN PARTY) | ABS OVI | ABS OS | POL LOC | late ABS | PROV | TOTAL |
| Mark D. Behrendt | 0 | 0 | 4 | 0 | 0 | 4 |
| Shane N. Gunnoe | 2 | 0 | 11 | 0 | 0 | 13 |
| Larry V. Hawthorne | 0 | 0 | 2 | 0 | 0 | 2 |
| Brett Hudson Hillyer | 1 | 2 | 12 | 0 | 0 | 15 |
| Greg Ress | 1 | 0 | 27 | 0 | 0 | 28 |
| Blank | 1 | 2 | 6 | 0 | 0 | 9 |
| Overvote | 0 | 0 | 0 | 0 | 0 | 0 |
| Total (Cards Cast) | 5 | 4 | 62 | 0 | 0 | 71 |

Board of Elections Counters

